

KTM-MB8A191P

KTM

CONTRAST SENSORS

SICK
Sensor Intelligence.



Illustration may differ



Ordering information

Type	part no.
KTM-MB8A191P	1066885

Other models and accessories → www.sick.com/KTM

Detailed technical data

Features

Dimensions (W x H x D)	12 mm x 31.5 mm x 21 mm
Sensing distance	≤ 11 mm
Sensing distance tolerance	± 3 mm
Housing design	Small
Light source	LED, white ¹⁾
Light emission	Long side of housing
Light spot size	Ø 1 mm (10 mm)
Light spot direction	Round, small
Receiving filters	None
Adjustment	Potentiometer

¹⁾ Average service life: 100,000 h at T_U = +25 °C.

Electronics

Supply voltage	12 V DC ... 24 V DC ¹⁾
Ripple	≤ 5 V _{pp} ²⁾
Current consumption	< 50 mA ³⁾
Switching frequency	10 kHz ⁴⁾
Response time	50 µs ⁵⁾

¹⁾ Limit values: DC 12 V (–10 %) ... DC 24 V (+20 %). Operation in short-circuit protected network max. 8 A.

²⁾ May not fall below or exceed U_y tolerances.

³⁾ Without load.

⁴⁾ With light/dark ratio 1:1.

⁵⁾ Signal transit time with resistive load.

⁶⁾ Total current of all Outputs.

Jitter	25 µs
Switching output	PNP, NPN
Switching output (voltage)	PNP: HIGH = $U_V \leq 2 \text{ V}$ / LOW approx. 0 V, NPN: HIGH = approx. U_V / LOW $\leq 2 \text{ V}$
Switching mode	Light/dark switching
Output current I_{max}	50 mA ⁶⁾
Time delay	None
Protection class	III
Circuit protection	U_V connections, reverse polarity protected Output Q short-circuit protected Interference pulse suppression

¹⁾ Limit values: DC 12 V (–10 %) ... DC 24 V (+20 %). Operation in short-circuit protected network max. 8 A.

²⁾ May not fall below or exceed U_V tolerances.

³⁾ Without load.

⁴⁾ With light/dark ratio 1:1.

⁵⁾ Signal transit time with resistive load.

⁶⁾ Total current of all Outputs.

Mechanics

Housing material	ABS
Display	LED indicator green: power on LED indicator, yellow: Status switching output Q
Optics material	PMMA
Connection type	Male connector M8, 4-pin
Weight	20 g

Ambient data

Ambient operating temperature	–10 °C ... +55 °C
Ambient temperature, storage	–20 °C ... +75 °C
Shock load	According to IEC 60068
Enclosure rating	IP67
UL File No.	NRKH.E348498 & NRKH7.E348498

Connection type/pinouts

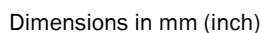
Connection type	Male connector M8, 4-pin
Pinouts	
BN 1	+ (L+)
WH 2	Q _{NPN}
BU 3	– (M)
BK 4	Q _{PNP}

Certificates

EU declaration of conformity	✓
UK declaration of conformity	✓
ACMA declaration of conformity	✓
Moroccan declaration of conformity	✓
China-RoHS	✓

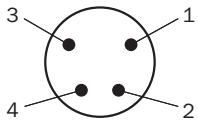
Classifications

Dimensional drawing



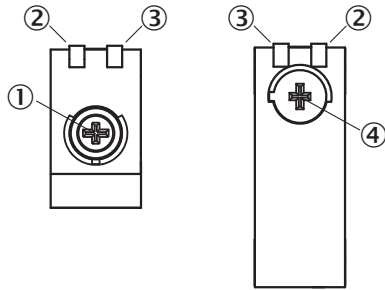
- ① Center of optical axis, sender
- ② Center of optical axis, receiver
- ③ Mounting holes M3
- ④ display and adjustment elements

Pinouts, see table Technical data: Connection type/pinouts



Male connector, M8, 4-pin, uncoded

display and adjustment elements

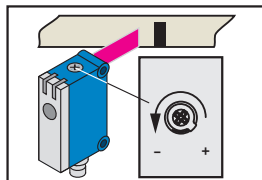


- ① potentiometer, adjustment of switching threshold
- ② LED yellow
- ③ LED green
- ④ Potentiometer, light/dark switching

Setting the switching threshold

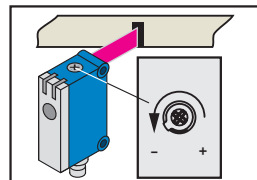
For example dark switching

1. Position background



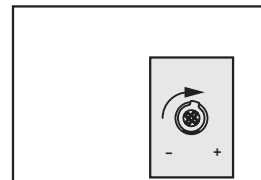
Start at "+" (right-hinged).
Turn potentiometer in direction
"-" until the yellow LED goes out.

2. Position mark



Yellow LED lights up.
Continue to turn the potentiometer
in direction "—" until the yellow LED
goes out again.

3. Set switching threshold



Turn between positions 1 and 2,
to ensure that the switching threshold
is optimally set.

Switching characteristics

Light switching: yellow LED ≠ switching output Q

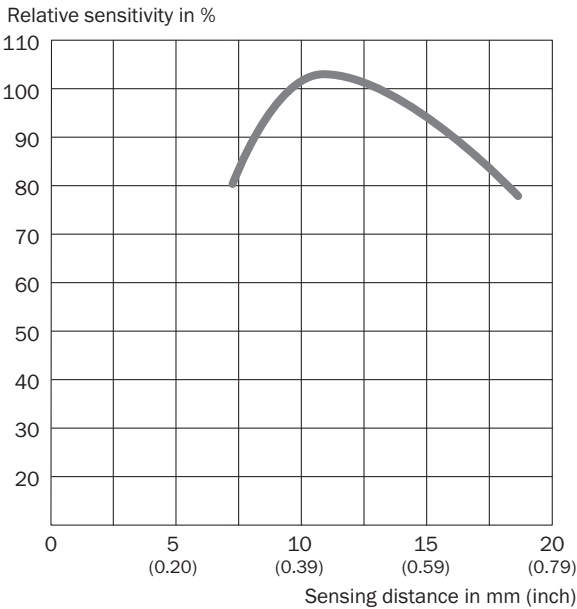
Dark switching: yellow LED = switching output Q

Light/dark switching selectable by means of rotary switch

KTM-xBxx1xx: potentiometer can be adjusted with a screwdriver




KTM-xBxx9xx: potentiometer can be adjusted with a screwdriver or by hand

Sensing distance



Recommended accessories

Other models and accessories → www.sick.com/KTM

	Brief description	Type	part no.
device protection and care			
	<ul style="list-style-type: none">• Description: Stainless steel 1.4301 (SVS 304), 3 mm thick protective sleeve• Material: Stainless steel• Items supplied: Mounting hardware included• Suitable for: G6, KTM Core, KTM Prime, CSM, LUTM	BEF-SG-G6-01	2069044
connectors and cables			
	<ul style="list-style-type: none">• Connection type head A: Female connector, M8, 4-pin, straight, A-coded• Connection type head B: Male connector, M12, 4-pin, straight, A-coded• Signal type: Sensor/actuator cable• Cable: 5 m, 4-wire, PVC• Description: Sensor/actuator cable, unshielded• Application: Zones with chemicals, Uncontaminated zones	YF8U14-050VA3M2A14	2096609
	<ul style="list-style-type: none">• Connection type head A: Female connector, M8, 4-pin, straight, A-coded• Connection type head B: Flying leads• Signal type: Sensor/actuator cable• Cable: 5 m, 4-wire, PVC• Description: Sensor/actuator cable, unshielded• Application: Zones with chemicals, Uncontaminated zones	YF8U14-050VA3XLEAX	2095889

SICK AT A GLANCE

SICK is one of the leading manufacturers of intelligent sensors and sensor solutions for industrial applications. A unique range of products and services creates the perfect basis for controlling processes securely and efficiently, protecting individuals from accidents and preventing damage to the environment.

We have extensive experience in a wide range of industries and understand their processes and requirements. With intelligent sensors, we can deliver exactly what our customers need. In application centers in Europe, Asia and North America, system solutions are tested and optimized in accordance with customer specifications. All this makes us a reliable supplier and development partner.

Comprehensive services complete our offering: SICK LifeTime Services provide support throughout the machine life cycle and ensure safety and productivity.

For us, that is “Sensor Intelligence.”

WORLDWIDE PRESENCE:

Contacts and other locations –www.sick.com