Benennung:

# Halter und Klemmbuchsen

holders and reducing bushes

Zeichnungs-Nr.: **Halter und Klemmbuchsen**

Sachnummer: Halter und Klemmbuchsen

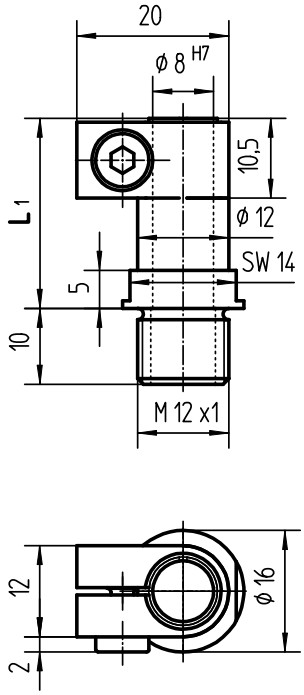


**8640 $L_1$**

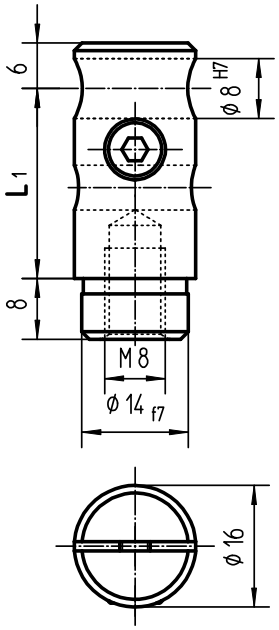


**8641 $L_1$**

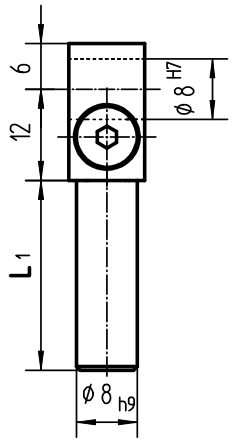


**8646 $L_1$**

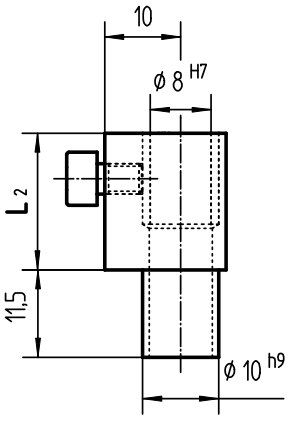


**8669 $L_2$**

| $L_1$ |
|---|
| 25 |
| 50 |
| 75 |
| 100 |
| 125 |
| 150 |
| 200 |

| $L_2$ |
|---|
| 18 |
| 28 |

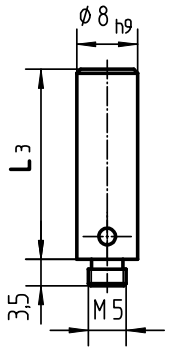


**8505 $L_3$**

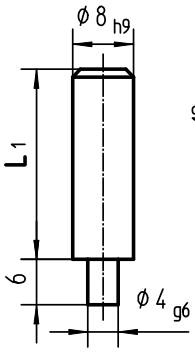


**8639 $L_1$**

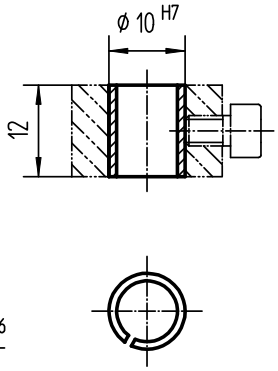


**8651**

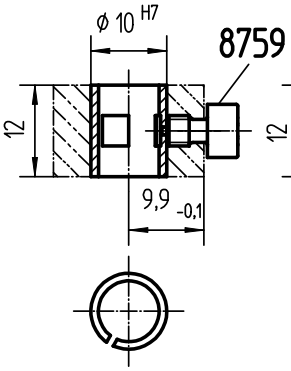


**8758/1**

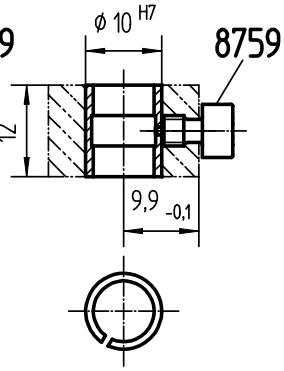


**8758/2**

| $L_3$ |
|---|
| 15 |
| 25 |
| 50 |
| 75 |

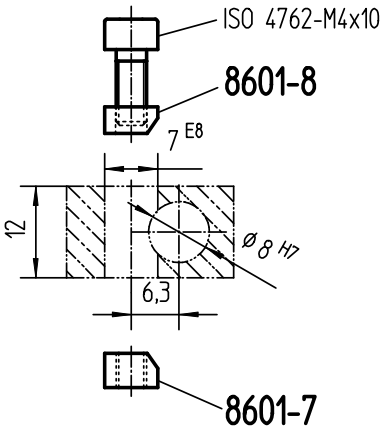


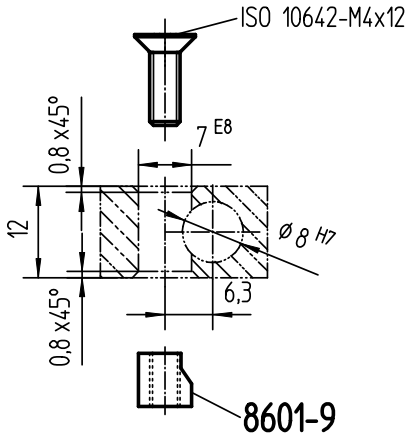


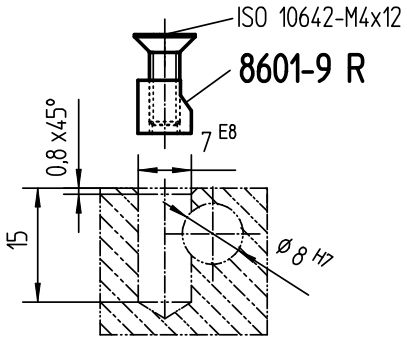


Schutzvermerk nach DIN 34-1 beachten Copyrights by Kordt GmbH & Co KG.

| KORDT GERMANY | | Datum | Name | Maßstab 1:1 | Allgemeintoleranzen ISO 2768-mK | Blatt 1 |
|---|---|---|---|---|---|---|
| | Bearb. | 22.12.06 | Rechner | Format A4 ZA | CAD OneSpace Designer | 1 Bl. |
| | Artikel-Gruppe | | MNT | (Ers.f.:) | (Ers.d.:) | |